


Unlock Your Gaming Potential with the Ultimate Keyboard That Lasts!


When it comes to gaming, every detail counts, and one of the most crucial components that can significantly enhance your performance and overall experience is a [durable gaming keyboard](#). A keyboard isn't just a tool; it's an extension of your gaming prowess, enabling you to execute commands with precision and speed. A reliable keyboard can withstand long hours of intense gaming sessions, ensuring that you remain focused on your gameplay rather than worrying about the equipment. In this article, we'll explore what makes a gaming keyboard durable and reliable, providing you with valuable insights as you consider your next purchase.

# RAPID TRIGGER PERFORMANCE

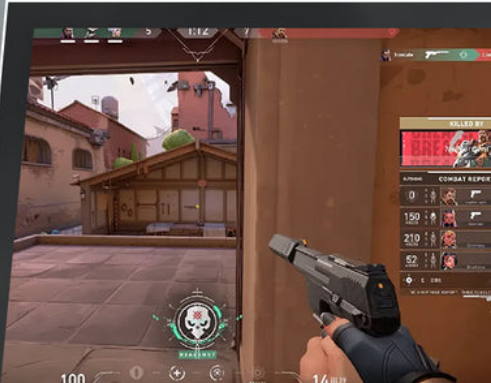
Supports Multiple Switch Combinations for Ultimate Speed and Responsiveness




**Rapid Trigger ON**



**Magnetic Switches**



**Rapid Trigger OFF**



**Regular Switch**

**For gamers, the game shoots more accurately and captures targets faster**

Understanding Durability in Gaming Keyboards

Durability in the context of gaming keyboards refers to the keyboard's ability to withstand wear and tear over time, especially during high-pressure gaming scenarios. This includes everything from the physical resilience of the keys to the internal components that enable the keyboard to function effectively. Various materials contribute to this durability; for instance, high-quality plastics, metal backplates, and reinforced key switches can all enhance a keyboard's lifespan. Additionally, construction techniques such as double-shot molding of keycaps ensure that the legends won't fade away even after prolonged use. My friend, a competitive gamer, often emphasizes the importance of a sturdy keyboard, recounting how his previous flimsy model failed him during a crucial tournament. Learning from that experience, he now prioritizes durability in his gaming gear.

Key Features to Look for in a Durable Gaming Keyboard

When searching for a durable gaming keyboard, several key features should be at the forefront of your mind. First and foremost, consider the key switches. Mechanical switches are generally more durable than their membrane counterparts, typically rated for tens of millions of keystrokes. Look for keyboards that offer customizable switches, allowing you to choose the one that best suits your gaming style. Backlighting is another essential feature; not only does it enhance the aesthetic appeal, but a keyboard with good quality LED lighting can also offer increased visibility during late-night gaming sessions. Moreover, attention to build quality is vital—the best gaming keyboards have solid frames made from aluminum or other sturdy materials. Resistance to spills and dust is another critical aspect; keyboards that can withstand the occasional drink spill or dirt are invaluable to maintaining performance. I remember my friend's mishap during a gaming night when a soda spilled over his keyboard. Thankfully, his durable model survived the incident, while others in the group weren't so lucky.

## Benefits of Using a Durable Gaming Keyboard

The benefits of investing in a durable gaming keyboard extend beyond just longevity. A well-built keyboard not only enhances your gaming performance but also improves your overall user experience. For instance, you won't have to worry about missed keystrokes or malfunctioning keys, which can be detrimental during competitive play. Additionally, a durable keyboard can save you money in the long run. While it might require a higher initial investment, the reduced need for replacements means you'll spend less over time compared to frequently buying cheaper, less reliable options. I've heard countless stories from fellow gamers who opted for budget keyboards only to face issues after a few months, leading them to spend more on replacements than they would have on a single durable model.

## Maintenance Tips for Prolonging Keyboard Lifespan

To keep your keyboard in top condition, it's essential to practice regular maintenance. Here are some tips to prolong its lifespan: Avoid eating or drinking near your setup; spills and crumbs can lead to sticky keys and damage. Utilize a microfiber cloth for cleaning, and blow away dust and debris using compressed air. If you experience harsh grime buildup, ensure you use gentle cleaning solutions, avoiding harsh chemicals that could harm the keyboard's finish. Remember to unplug the keyboard during deep cleaning sessions and give special attention to the keycaps, as neglect can lead to performance issues. Keeping your environment clean can significantly reduce the risk of damage, allowing you to focus on your gameplay.

## Impact of a Durable Gaming Keyboard on Your Experience

Choosing a durable gaming keyboard is a decision that can greatly impact your gaming experience. As we've explored, the right keyboard can enhance performance, provide long-term savings, and offer a robust solution to the rigors of gaming. Whether you're a casual player or a serious competitor, considering the discussed features and benefits can guide you toward making an informed purchase. Investing in a durable gaming keyboard is not just about the present; it's about ensuring that your gaming setup can withstand the test of time, allowing you to focus solely on your gaming prowess.